

# SuperK CONNECT

Broadband fiber delivery system

- Easy Plug'n'Play fiber delivery
- 400-2000 nm coverage
- High power levels of 500 mW
- FC/PC, FC/APC or collimated output
- Precision fiber coupling unit for stable alignment
- The best coupling efficiency available
- PM or non-PM

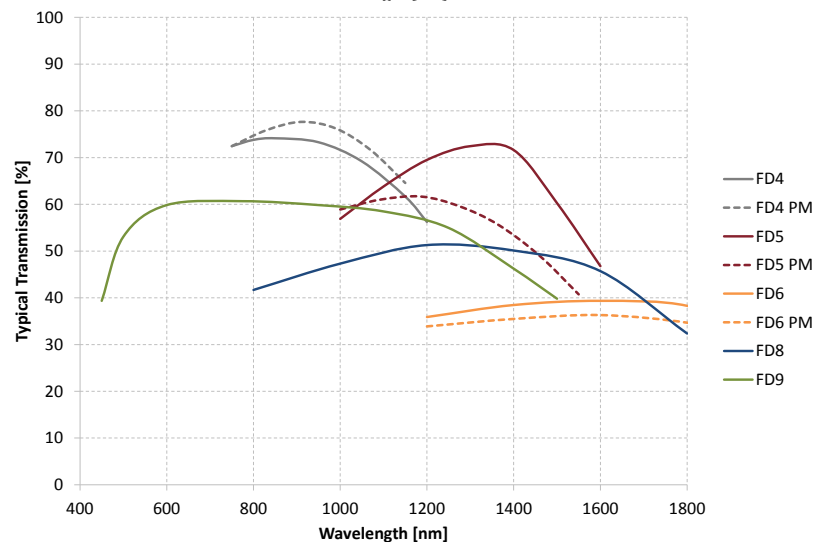
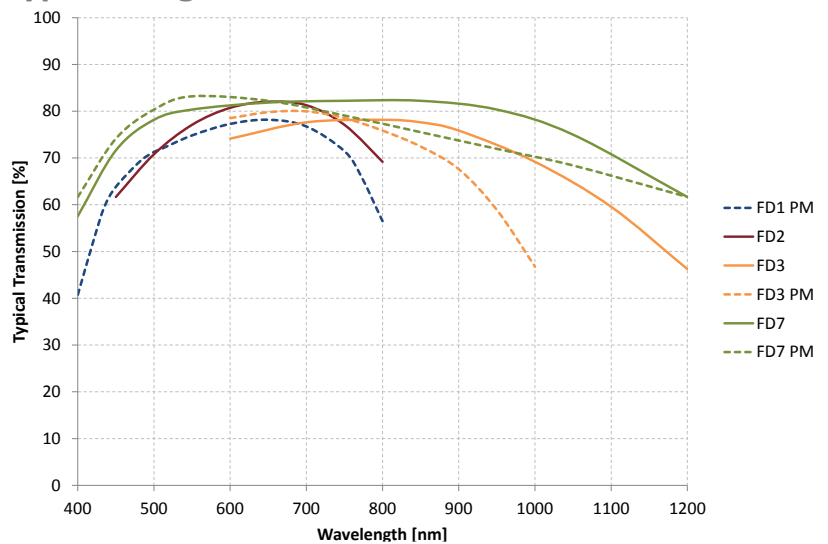


## Applications

- Fiber delivery for SuperK super-continuum sources and accessories
- Fiber delivery of single mode lasers
- General Single-mode coupling

SuperK CONNECT is a high performance fiber delivery system complete with broadband fibers and a range of termination options such as FC/PC connectors or collimators. Interfacing is handled by the CONNECT precision fiber coupling unit that ensure easy and stable single-mode coupling that can be disconnected and reconnected without alignment.

## Typical Single-Mode Transmission



## Specifications

### Common

Fiber length	2.5 ± 0.1 m (5 or 10 m available upon request)
Output beam quality	Single mode
Output termination	FC/PC, FC/APC or Collimator*
Fiber jacket	3 mm kevlar reinforced furcation tube or armored steel
Max power input	500 mW

\* FD10 also available with SMA connector

### Fiber models

Model	Single-mode cut-off wavelength	Transmission <sup>1</sup>	Typical peak transmission <sup>1</sup>
FD1-PM	425±25 nm	> 60 % (425-775 nm)	75 % @ 650 nm
FD2	450±25 nm	> 60 % (450-775 nm)	80 % @ 650 nm
FD3	630±20 nm	> 60 % (630-1100 nm)	80 % @ 800 nm
FD3-PM	580±40 nm	> 65 % (580-950 nm)	85 % @ 650 nm
FD4	730±30 nm	> 70 % (730-1150 nm)	80 % @ 950 nm
FD4-PM	710±60 nm	> 65 % (710-1100 nm)	70 % @ 900 nm
FD5	930±40 nm	> 50 % (930-1550 nm)	65 % @ 1350 nm
FD5-PM	900±70 nm	> 50 % (900-1500 nm)	60 % @ 1200 nm
FD6	1260±40 nm	> 30 % (1260-1900 nm)	40 % @ 1650 nm
FD6-PM	1200±70 nm	> 30 % (1200-1900 nm)	35 % @ 1700 nm
FD7*	< 400 nm	> 70 % (450-1050 nm)	80 % @ 750 nm
FD7-PM*	< 400 nm	> 70 % (450-950 nm)	80 % @ 600 nm
FD8*	< 800 nm	> 40 % (800-1700 nm)	55 % @ 1300 nm
FD9*	< 500 nm	> 50 % (500-1300 nm)	60 % @ 900 nm
FD10**	NA	> 80 % (500-1100 nm)	90 % @ 750 nm

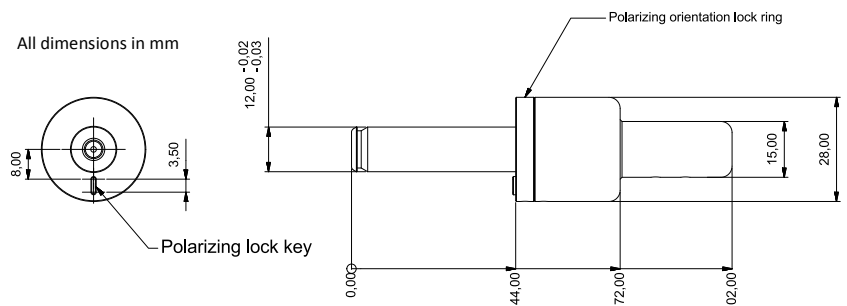
<sup>1</sup> Valid for FC connectorized fibers. Transmission through collimated fibers is approximately 10% lower. Fibers can be used above the indicated wavelength interval, where transmission falls off smoothly (see also typical transmission curves on page 1).

\* Endlessly single-mode LMA fiber

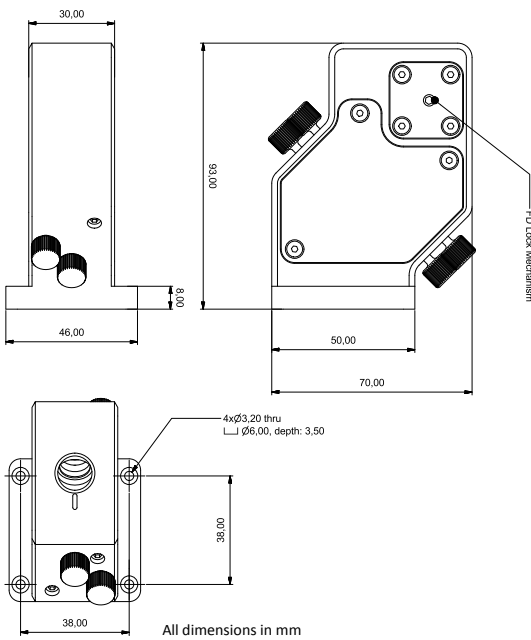
\*\* Multimode fiber

### Collimator

All dimensions in mm



All NKT Photonics products are produced under our quality management system certified in accordance with the ISO 9001:2008 standard.



### Options and add-ons

- Connector termination or high quality collimator
- Normal loose tube / kevlar jacket or robust armored steel cable
- Up to 10 m in length
- CONNECT two-axis precision fiber coupling unit

**NKT Photonics A/S (Headquarters)**  
 Blokken 84, 3460 Birkerød, Denmark  
 Phone: +45 4348 3900  
 Fax: +45 4348 3901

**NKT Photonics GmbH**  
 Schanzenstrasse 39, Bldg D9-D13  
 51063 Cologne, Germany  
 Phone: +49 221 99511-0  
 Fax: +49 221 99511-650

**NKT Photonics Inc.**  
 1400 Campus Drive West  
 Morganville NJ 07751, USA  
 Phone: +1 732 972 9937  
 Fax: +1 732 414 4094